

GAME CARDS

The ultimate TAKS game card resource!

Thousands of teachers regularly use games in the classroom. But until now, there has never been a comprehensive resource for math TAKS questions in a game card format.

Building upon our enormous bank of high-quality TAKS questions, we've created an easy-to-use gaming interface that has unlimited potential in the classroom.

Massive in scope!

- 15 decks covering all 6 TEKS objectives
- 1,080 cards in all; 720 question cards
- 100% TEKS-based; 100% TAKS format
- 18 TAKS tests worth of problems

Make any game TEKS-based!

Virtually any game that has *turns* can utilize our game cards. Whether a game is as simple as Tic-Tac-Toe or as advanced as Monopoly®, use *Countdown Game Cards* to meet the state curriculum standards in Texas.

Third grade sample card

Problem Solving
B6

Objective 6




Dylan, Evelyn, and Jenna each picked apples in the orchard. Dylan picked 14 apples. Evelyn picked twice as many apples as Dylan. Jenna picked 7 fewer apples than Evelyn. Which shows the number of apples that each person picked?

A Dylan 14, Evelyn 16, Jenna 9

B Dylan 14, Evelyn 28, Jenna 35

C Dylan 14, Evelyn 28, Jenna 21

D Dylan 14, Evelyn 21, Jenna 28

50

MathWarm-Ups.com
© 2009 Baker & Petsche Publishing LLC
Team 1

Temperature & Time
✓

Objective 4

Answers to Team 1 Cards

A1 D	B3 ★	C3 B
A2 ★	B4 C	C4 A
A3 B	B5 A	C5 ★
A4 A	B6 B	C6 ★
B1 D	C1 ★	D1 D
B2 ★	C2 C	D2 B

MathWarm-Ups.com
© 2009 Baker & Petsche Publishing LLC
Team 2

Players & teams check each other's answers in seconds!

Team 1 holds the answers to Team 2 cards and vice versa. Checking answers is fast and easy, leaving more time for game play.

Third grade sample card

Place Value & Comparing Numbers
M6

Objective 1




Which number means the same as $200,000 + 70,000 + 900 + 50$?

A 27,950

B 270,950

C 207,950

D 270,905

30

MathWarm-Ups.com
© 2009 Baker & Petsche Publishing LLC
Team 2

Breakdown symbols add flexibility!

Breakdown symbols allow students to divide a single deck into 2, 3, 4, or 6 smaller decks to suit the purposes of a variety of games. Make 1 deck into 3 by sorting the cards by shape (triangle, circle, square). Make 4 decks by sorting by suit (heart, diamond, club, spade). Make 6 decks by sorting by the number shown on the die.

A dish contains the jelly beans shown in the chart. If Lara pulls out 1 at random, which flavors of jelly bean have an equally likely chance of being chosen?

Raspberry	
Blueberry	
Strawberry	
Huckleberry	



20

- (A) Blueberry & Strawberry
 (B) Blueberry & Huckleberry
 (C) Strawberry & Huckleberry
 (D) Raspberry & Huckleberry

Team 2

15 Decks Included! 72 cards each!

Regardless of the time of year, there is a deck of cards to suit your needs. Use them as end-of-unit reviews throughout the school year, or use them during the one or two months preceding the TAKS test in the spring.

The 15 Decks (third grade level)

Deck 1: Place Value & Comparing Numbers

Sub-objectives covered: 3.1 A, 3.1 B, 3.1 C

Deck 2: Fractions & Comparing Fractions

Sub-objectives covered: 3.2 B, 3.2 C

Deck 3: Addition & Subtraction

Sub-objectives covered: 3.3 A, 3.3 B

Deck 4: Multiplication & Division

Sub-objectives covered: 3.4 B, 3.4 C

Deck 5: Rounding & Estimation

Sub-objectives covered: 3.5 A, 3.5 B

Deck 6: Patterns, Multiples, & Fact Families

Sub-objectives covered: 3.6 A, 3.6 B, 3.6 C

Deck 7: Tables & Paired Numbers

Sub-objectives covered: 3.7 A, 3.7 B

Deck 8: Geometry

Sub-objective covered: 3.8 A

Deck 9: Congruent Figures & Symmetry

Sub-objectives covered: 3.9 A, 3.9 C

Deck 10: Number Lines

Sub-objective covered: 3.10 A

Deck 11: Length, Perimeter, & Area

Sub-objectives covered: 3.11 A, 3.11 B, 3.11 C

Deck 12: Temperature & Time

Sub-objectives covered: 3.12 A, 3.12 B

Deck 13: Pictographs & Bar Graphs

Sub-objectives covered: 3.13 A, 3.13 B

Deck 14: Likelihood of Events

Sub-objective covered: 3.13 C

Deck 15: Problem Solving

Sub-objectives covered: 3.14 A, 3.14 B, 3.14 C

Have your students design their own games!

Countdown Game Cards can be used with any store-bought game, but what would be cooler than having your students design their own, individually or in small groups?

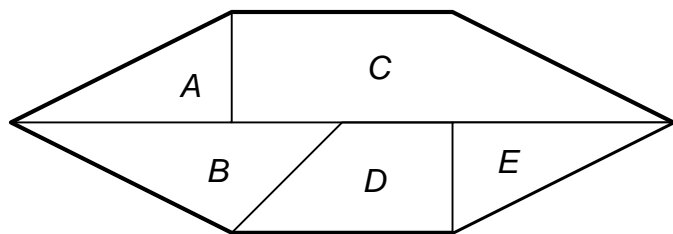
Challenge your students to design a game that involves the 3 attributes of a great game:

Strategy • Knowledge & Skill • Luck

Our game cards provide the knowledge & skill, your students flex their creative minds to provide the strategy and luck elements. It's fun and motivational.

Third grade sample card

Which two figures appear to be congruent?



40

- (A) A and D
 (B) B and D
 (C) C and D
 (D) A and E

Team 2

5 sample games included!

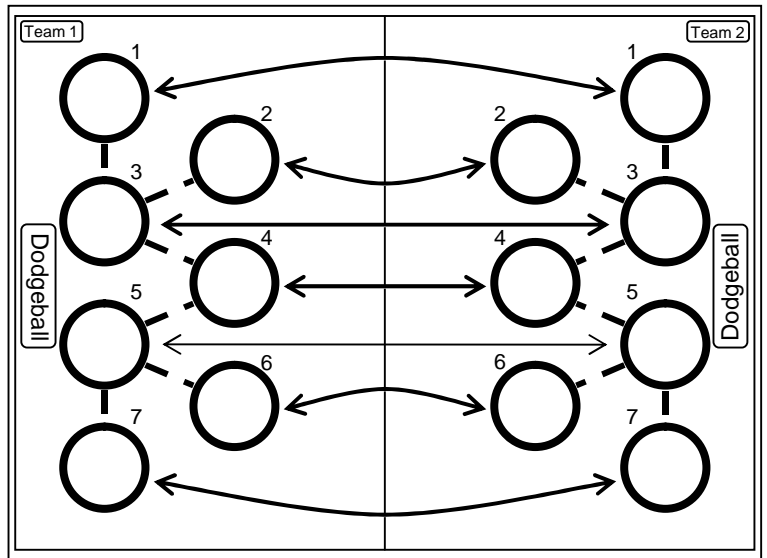
Although *Countdown Game Cards* are designed to be used with store-bought games and student-designed games, we'll include 5 sample games to get you started.

The 5 games are reproducible and fit on a single sheet of 8.5 by 11 inch paper. The rules (on a separate page) are simple and easy to learn, and the games can be played in 30 minutes or less.

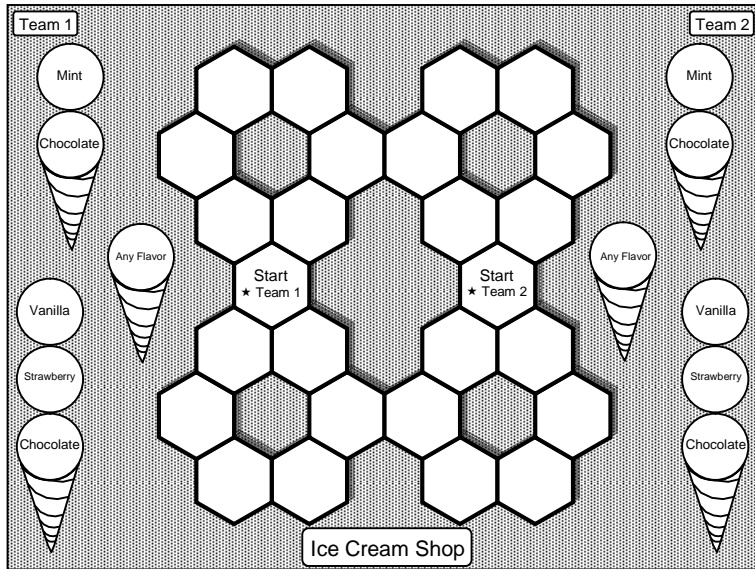
Use the sample games as is, or use them as examples for your students.

• • ● MathWarm-Ups.com ● • •

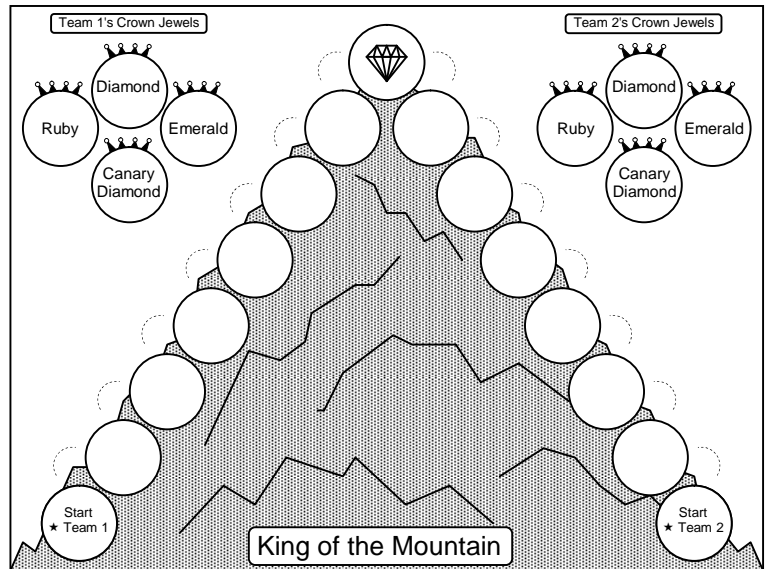
Dodgeball (Actual size: 8.5 by 11 inches)



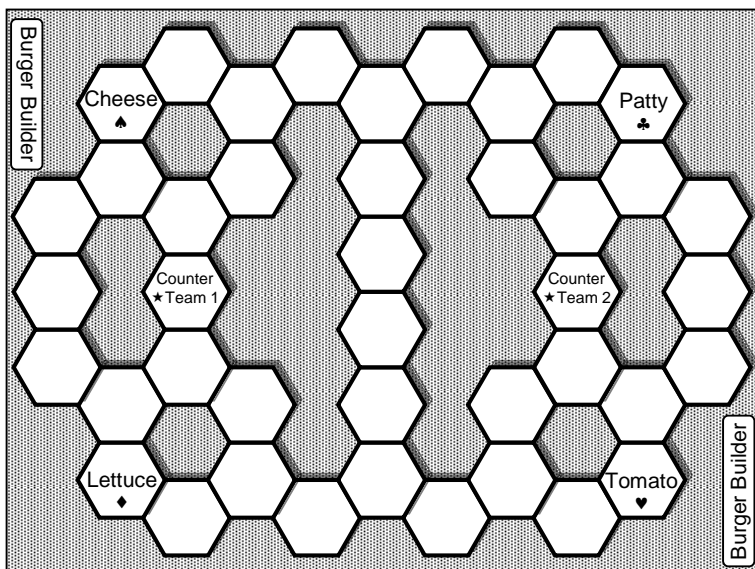
Ice Cream Shop (Actual size: 8.5 by 11 inches)



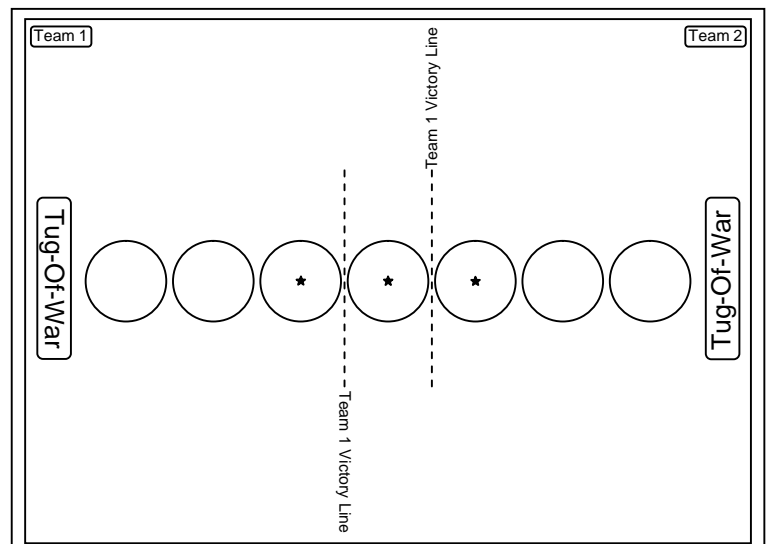
King of the Mountain (Actual size: 8.5 by 11 inches)



Burger Builder (Actual size: 8.5 by 11 inches)



Tug-Of-War (Actual size: 8.5 by 11 inches)



Game component packs!

Need parts? We sell basic game component packs that include a variety of plastic chips, sand timers, dice, and pawns. These packs are custom made to work with the 5 sample games included with your *Countdown Game Cards* order.

Each component pack includes:

- 12 transparent playing dice
- 24 pawns
- 12 sand timers
- 600 plastic chips (6 different colors)

Buy your game pieces from us, use your own pieces, or purchase them online from a game supply store.

Addition & Subtraction**D3**

The table shows the number of minutes that Laurie will exercise on three days.

Thursday	25
Friday	35
Saturday	55

How many total minutes will Laurie exercise?

△

◆

□

40

(A) 115 (B) 105

(C) 95 (D) 125

MathWarm-Ups.com© 2009 Baker & Petsche Publishing LLCTeam 1

Addition & Subtraction**D4**

FREE ←

□

♣

□

50

Team 1

MathWarm-Ups.com© 2009 Baker & Petsche Publishing LLC

FREE CARDS keep things moving!

You'll notice on the sample card sheets that follow, that many cards are *FREE CARDS*. Don't worry, 720 out of the 1,080 cards provided with your purchase are straight-up question cards like the one shown above.

FREE CARDS keep the games moving and add an element of luck. If students have to answer a question at every turn, the game may become stilted. When a student draws a *FREE CARD*, it's as if that student answered a question correctly. Students love them, and they make the pace of the game a bit faster.

Of course, *FREE CARDS* can be removed from the decks at your discretion.

What makes this all possible and why it hasn't been done before!

Your willingness to recruit help from parent/school volunteers to do some printing and cutting make it possible.

This game card series has 1,080 individual cards! It is cost-prohibitive to provide each teacher on your grade level a pre-printed/pre-cut set of cards for each TAKS sub-objective and each pair of students/teams in your classroom.

In order to make this system affordable, we provide one **216 page blackline master** per grade level. Don't worry—you don't have to print and cut all the cards at one time. Print and cut as needed!

↓ **Sample Card Pages (6 different decks)** ↓

Fractions & Comparing Fractions



Answers to Team 1 Cards

Objective 1

A1 B	B3 ★	C3 B
A2 ★	B4 C	C4 A
A3 D	B5 D	C5 ★
A4 C	B6 B	C6 ★
B1 A	C1 ★	D1 B
B2 ★	C2 C	D2 A

Team 2

Fractions & Comparing Fractions



Answers to Team 1 Cards

Objective 1

D3 C	E3 ★	F3 C
D4 ★	E4 A	F4 D
D5 D	E5 D	F5 ★
D6 B	E6 C	F6 ★
E1 B	F1 ★	G1 C
E2 ★	F2 A	G2 D

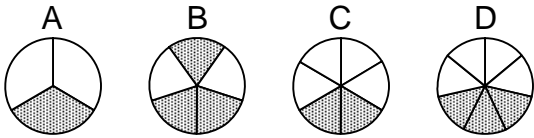
Team 2

Fractions & Comparing Fractions

H1

Which model has the greatest amount of shading?

Objective 1



- Model A
- Model B
- Model C
- Model D



10

Team 2

Fractions & Comparing Fractions

H2

FREE

Objective 1



20


Team 2

Fractions & Comparing Fractions

H3

Look at the number tiles.

Objective 1



What fraction of the numbers is even?

- A $\frac{2}{6}$
- B $\frac{3}{6}$
- C $\frac{4}{6}$
- D $\frac{5}{6}$



30


Team 2

Fractions & Comparing Fractions

H4

Which group of squares is less than $\frac{5}{8}$ shaded?

Objective 1



40

Team 2

Rounding & Estimation

E1

Matthew is going to make a stew. The stew needs 12 ounces of carrots, 33 ounces of cabbage, and 22 ounces of potatoes. Which is the best estimate of the number of ounces of carrots, cabbage, and potatoes that the stew needs?

Objective 1



30

- (A) 90 ounces
- (B) 60 ounces
- (C) 100 ounces
- (D) 40 ounces

Team 1

Rounding & Estimation

E2

FREE



40

Objective 1

Team 1

Rounding & Estimation

E3

FREE

Objective 1



50

Team 1

Rounding & Estimation

E4

The tables show how many pounds of cans that 4 students recycled.

Student A	18
Student C	12

Student B	31
Student D	9

Which number sentence can be used to find the total number of cans recycled?



10

- (A) $20 + 20 + 20 + 20 = \square$
- (B) $10 + 20 + 10 + 20 = \square$
- (C) $20 + 30 + 10 + 10 = \square$
- (D) $10 + 10 + 10 + 10 = \square$

Objective 1

Team 1

Rounding & Estimation

E5

Xavier exercised 48 minutes on Monday, 59 minutes on Tuesday, and 72 minutes on Wednesday. Which is the best estimate of the number of minutes Xavier exercised altogether?

Objective 1



20

- (A) 180 minutes
- (B) 160 minutes
- (C) 200 minutes
- (D) 140 minutes

Team 1

Rounding & Estimation

E6

The coach keeps 152 balls in the equipment closet. Of these, 29 are baseballs and the rest are kick balls. Which is the best estimate of the number of balls that are **NOT** baseballs?

Objective 1

Team 1



30

- (A) 180
- (B) 150
- (C) 140
- (D) 120

Tables & Paired Numbers

L1

When Johari writes a number, Ping writes a number next to it using a rule.

Johari's Number	Ping's Number
65	61
52	48
44	40
36	



20

If Johari writes 36 then what will Ping write?

- (A) 30 (B) 44
(C) 40 (D) 32

Objective 2

Team 2

Tables & Paired Numbers

L2

The table shows the number of kiwis in different numbers of bags.

Kiwis	Bags
7	1
21	3
	5
49	7



30

How many kiwis should be in 5 bags?

- (A) 28 (B) 42
(C) 35 (D) 56

Objective 2

Team 2

Tables & Paired Numbers

L3

A bus has 8 tires. Which table correctly shows the number of tires on two, four, and seven buses?

(A)

Number of buses	2	4	7
Number of tires	12	24	42

(B)

Number of buses	2	4	7
Number of tires	16	32	56



40

Objective 2

Team 2

Tables & Paired Numbers

L4

FREE



50

Objective 2

Team 2

Tables & Paired Numbers

L5

The table shows the number of players on different numbers of teams.

Number of teams	2	3	5	10
Number of players	12	18	30	60

How many players should be on 4 teams?

- (A) 24 players
(B) 10 players
(C) 30 players
(D) 16 players



10

Objective 2

Team 2

Tables & Paired Numbers

L6

Sarina gets 3 stickers for every 10 math problems she solves.

Problems	Stickers
10	3
20	6
30	9
40	12



20

If Sarina solves 60 problems, how many stickers will she get?

- (A) 21 (B) 60 (C) 18 (D) 15

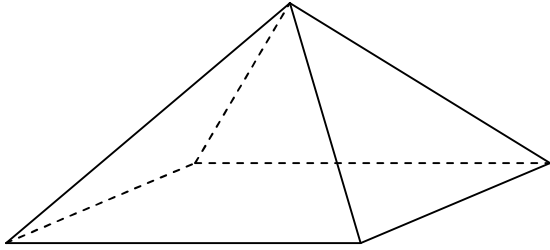
Objective 2

Team 2

Geometry

D1

Look at the prism.



Objective 3



20

How many faces are triangles?

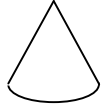
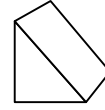
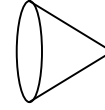
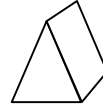
- (A) 4
- (B) 3
- (C) 2
- (D) 1

Team 1

Geometry

D2

Which best describes the figures below?



Objective 3



30

- (A) Triangular pyramids and cubes
- (B) Triangular pyramids and spheres
- (C) Triangular prisms and cones
- (D) Triangular prisms and spheres

Team 1

Geometry

D3

Which figure has more sides than a triangle but fewer sides than a pentagon?

- (A) Octagon
- (B) Quadrilateral
- (C) Circle
- (D) Hexagon

Objective 3



40

Team 1

Geometry

D4

FREE

Objective 3



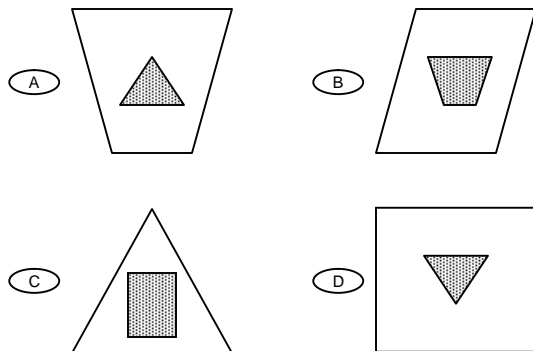
50

Team 1

Geometry

D5

Which shows a triangle inside a rectangle?



Objective 3



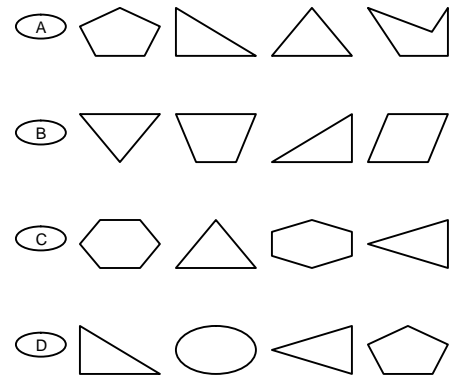
10

Team 1

Geometry

D6

Which group of figures shows only triangles and hexagons?



Objective 3



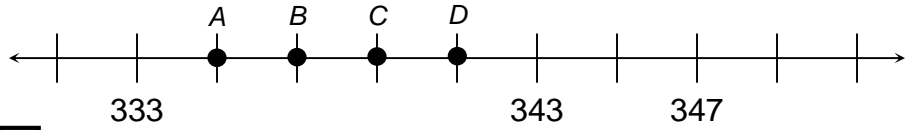
20

Team 1

Number Lines

M1

Which point represents 337 on the number line?



30

(A) Point A

(B) Point B

(C) Point C

(D) Point D

Team 2

Objective 3

Number Lines

M2

FREE



40

Team 2

Objective 3

Number Lines

M3

FREE



50

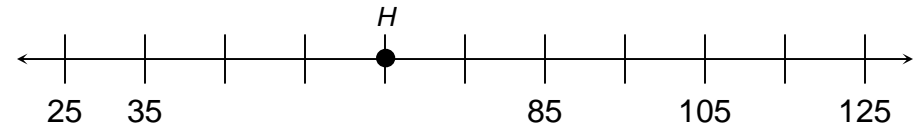
Team 2

Objective 3

Number Lines

M4

Which number does point H represent?



10

(A) 55

(B) 60

(C) 65

(D) 70

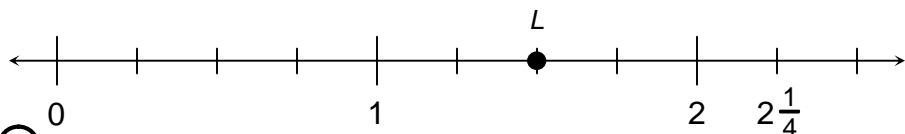
Team 2

Objective 3

Number Lines

M5

Which number does point L represent?



20

(A) $1\frac{1}{2}$

(B) $1\frac{1}{4}$

(C) $2\frac{1}{2}$

(D) $\frac{1}{2}$

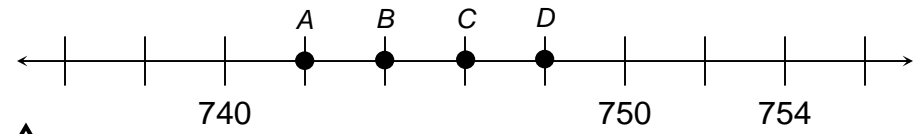
Team 2

Objective 3

Number Lines

M6

Which point represents 744 on the number line?



30

(A) Point A

(B) Point B

(C) Point C

(D) Point D

Team 2


Objective 3

Pictographs & Bar Graphs

D1

Objective 5

FREE



10

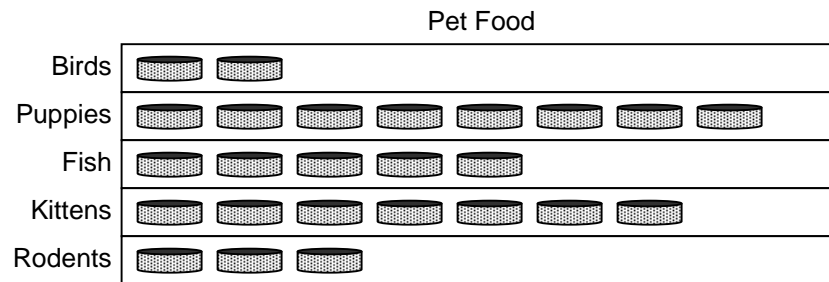
Team 1

Pictographs & Bar Graphs

D2

Objective 5

Mr. Carson found the number of pounds of food he feeds the pets at his pet store each month. He graphed the results below.



Each means 3 pounds.



20

Team 1

How many pounds of food does he feed the kittens at his store?

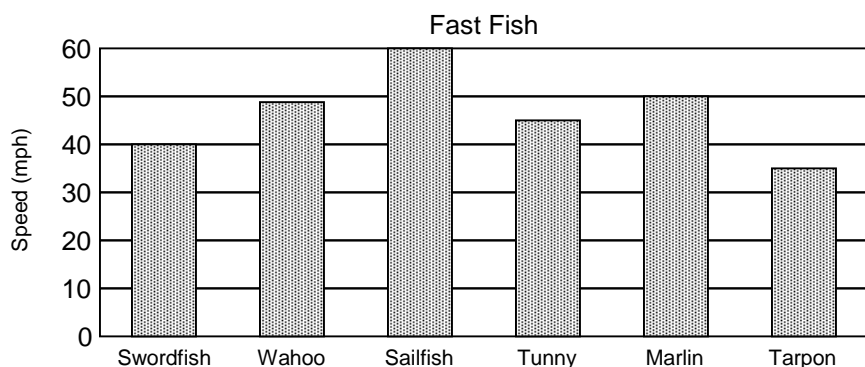
- (A) 24 (B) 18 (C) 21 (D) 7

Pictographs & Bar Graphs

D3

Objective 5

Look at the graph.



30

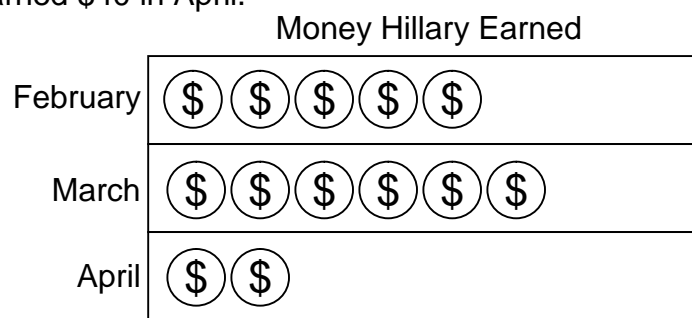
Team 1

Pictographs & Bar Graphs

D4

Objective 5

Hillary is working on the graph shown below. She knows that she earned \$40 in April.



Each means 10 dollars.



40

Team 1

How many more symbols does Hillary need to add to April to complete the graph?

- (A) 4 (B) 2 (C) 6 (D) 38